



MyArjo

Your personalised experience with access to Arjo portals

18th April 2023

Why sign up to MyArjo?



MyArjo

Logged in Arjo.com experience

Available Arjo portal offering in your country presented

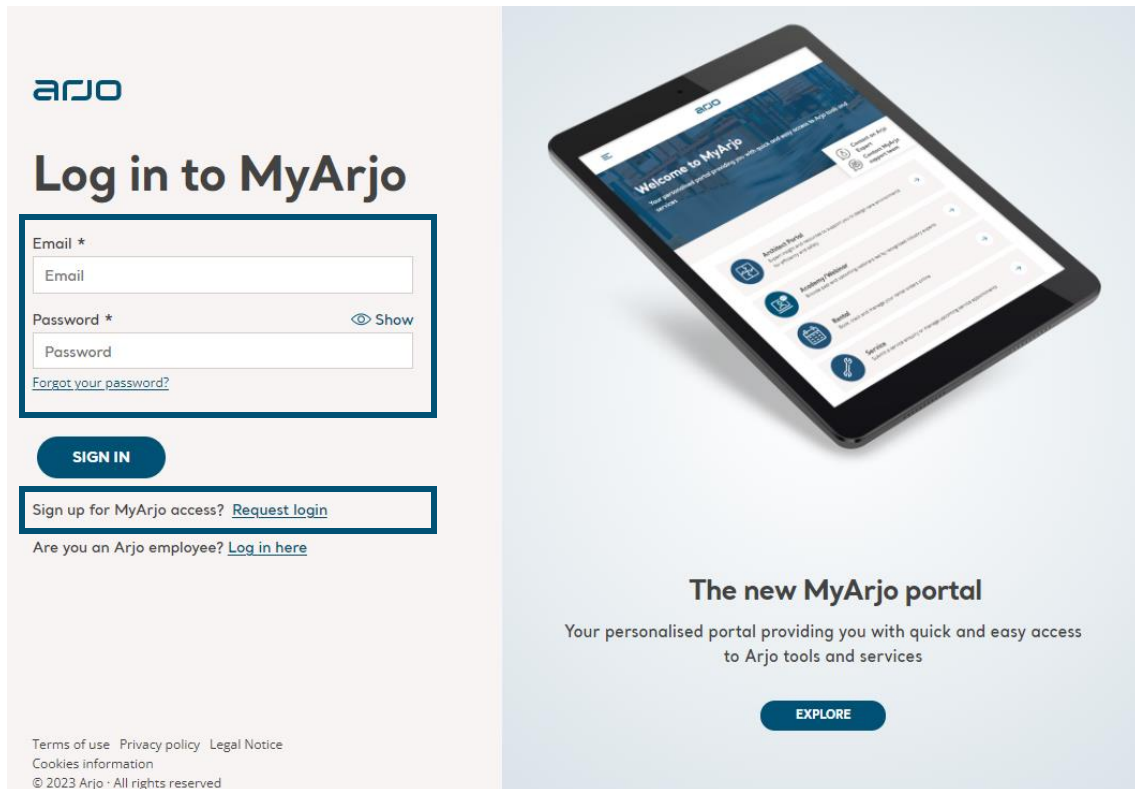
Easy navigation between Arjo.com, portals and tools

Latest update to Arjo offerings

Access MyArjo

Sign up & login process

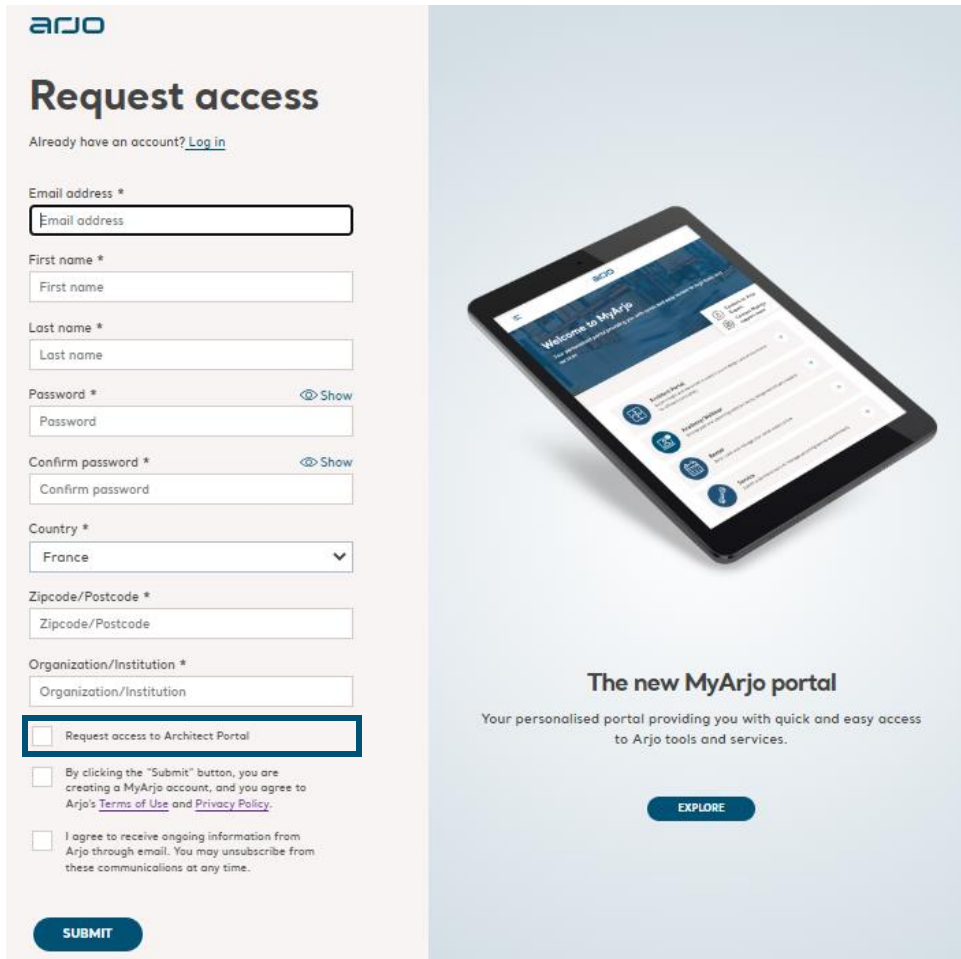
MyArjo login screen



Enter your **MyArjo login credentials** and **Sign In**

If you do not have access
Request MyArjo login

Request MyArjo login



The image shows a desktop view of the 'Request access' form on the left and a tablet displaying the MyArjo landing page on the right. The form includes fields for email address, first and last names, password, confirm password, country (set to France), and zip/postcode. It also has a dropdown for 'Organization/Institution' and a checkbox for 'Request access to Architect Portal' which is highlighted with a red box. Below the form are two checkboxes for terms and conditions, and a 'SUBMIT' button. The tablet shows a 'Welcome to MyArjo' message and a list of portals, including the 'Architect Portal'.

Request access

Already have an account? [Log in](#)

Email address *

First name *

Last name *

Password * [Show](#)

Confirm password * [Show](#)

Country *

Zipcode/Postcode *

Organization/Institution *

Request access to Architect Portal

By clicking the "Submit" button, you are creating a MyArjo account, and you agree to Arjo's [Terms of Use](#) and [Privacy Policy](#).

I agree to receive ongoing information from Arjo through email. You may unsubscribe from these communications at any time.

SUBMIT

The new MyArjo portal

Your personalised portal providing you with quick and easy access to Arjo tools and services.

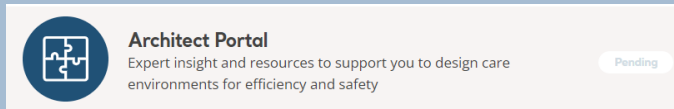
EXPLORE

Fill out request access form.

- Request access to **individual portals**
- Submit the form

You will access the MyArjo landing page directly

Access request to individual portals may require a manual setup, you will be notified per email when access has been granted and MyArjo landing page will indicate the status of your request



The Architect Portal card features a blue circular icon with a white architectural floor plan. To the right of the icon, the text reads 'Architect Portal' followed by 'Expert insight and resources to support you to design care environments for efficiency and safety'. On the far right of the card, a white pill-shaped button contains the word 'Pending'.

Architect Portal
Expert insight and resources to support you to design care environments for efficiency and safety

Pending

MyArjo page

Logged in user

MyArjo landing page

Your personalised portal experience

The screenshot shows the MyArjo landing page. At the top is a dark blue navigation bar with the Arjo logo, 'MyArjo Architect Portal', and user options like 'UK (English)', 'Test Architect', and 'Log out'. Below the navigation bar is a large blue banner with the text 'Welcome to MyArjo' and 'On this page you will find tailored areas just for you.' To the right of the banner are two contact buttons: 'Contact an Arjo Expert' and 'Contact MyArjo support team'. Below the banner is a grid of six service tiles: 'Architect Portal', 'Academy/Webinar', 'Rental', 'Service', and 'eTRACE'. At the bottom is a registration form with fields for 'Please confirm your first name *', 'Please confirm your last name *', and 'What is your title? *', followed by a 'SUBMIT' button.

1

Top navigation bar

- Quick access across Arjo.com, tools and portals.
- User profile
- Log out

2

Contact Arjo

3

Available Arjo portals & tools with ability to sign up and access links

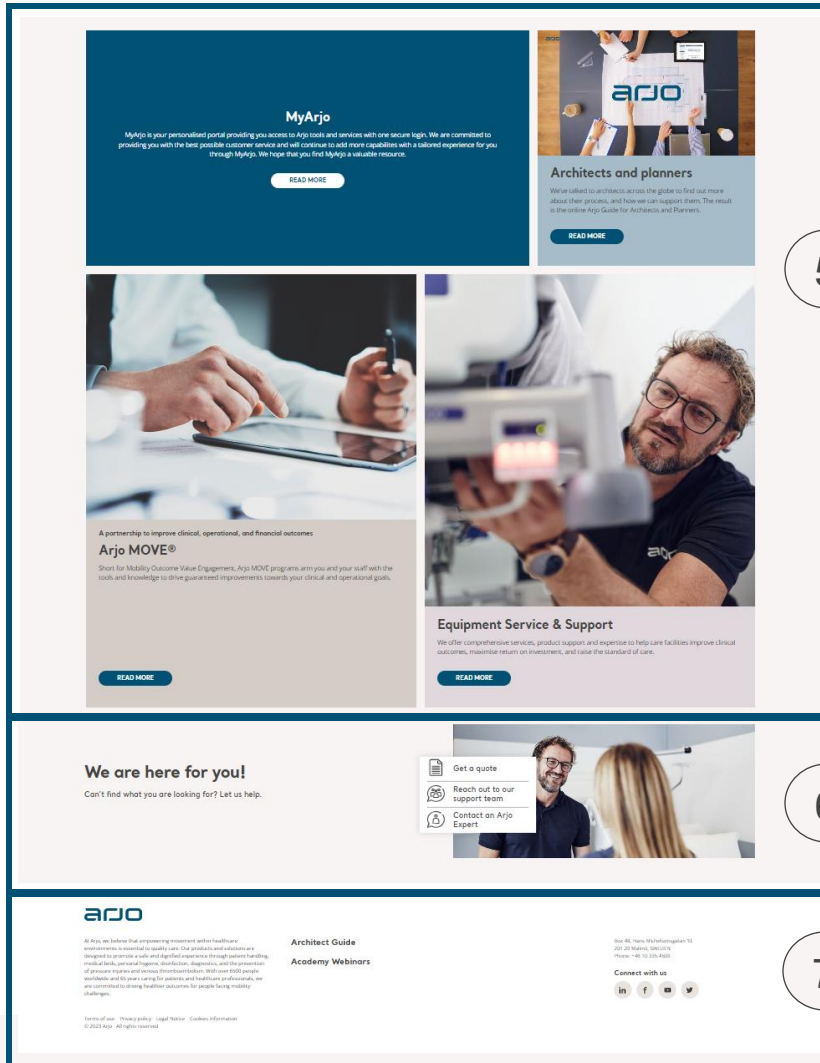
4

Confirm your user information and share your interests to personalise your experience



MyArjo landing page cont.

Latest information around Arjo portals, tools and promotions



5 Latest news and promotions

6 We are here for you, contact us for more information

7 Arjo contact details and quick links

MyArjo top menu navigation

Move between portals in a logged in mode

Seamless transition between logged in portals using top navigation menu

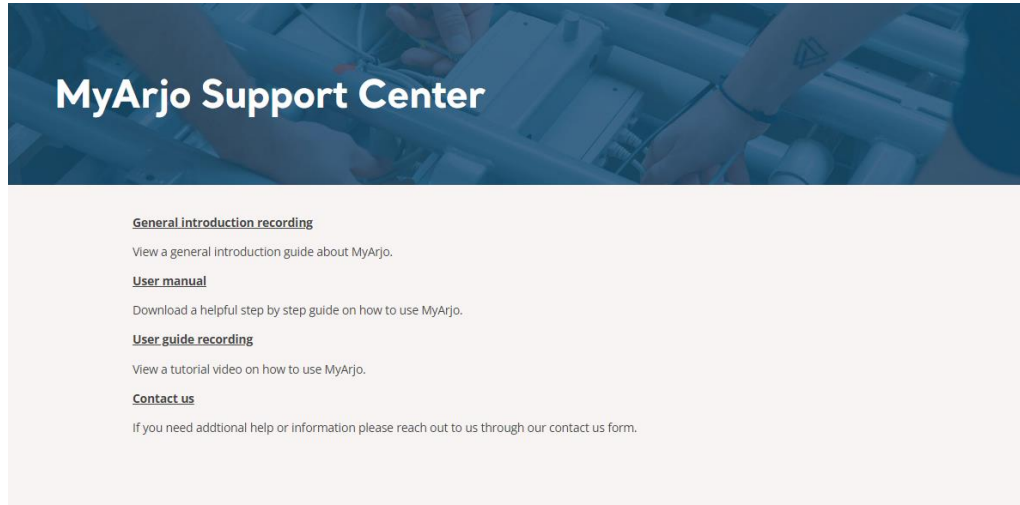
The screenshot shows the product page for Sara Stedy. The top navigation bar includes 'Arjo.com', 'MyArjo', 'Architect Portal', 'International', 'Test Architect', and 'Log out'. The main navigation menu lists 'Products', 'Services & Solutions', 'Knowledge', 'About us', and 'Contact us'. The page title is 'Sara Stedy' with the sub-header 'Promote mobility, dignity and independence'. A video player shows a 1:00 minute video of the product. A sidebar on the left contains a table of contents: Overview, Features & Benefits, Specifications, Get a quote, Contact an Arjo Expert, Videos, and Downloads. The main content area describes the product's benefits for caregivers and patients, and mentions 'Promote early mobilisation'.

The screenshot shows the 'Welcome to MyArjo' landing page. The top navigation bar includes 'Arjo.com', 'MyArjo', 'Architect Portal', 'UK (English)', 'Test Architect', and 'Log out'. The main content area features a large blue banner with the text 'Welcome to MyArjo' and 'On this page you will find tailored areas just for you.' Below the banner are four service tiles: 'Architect Portal' (Expert insight and resources to support you to design care...), 'Academy/Webinar' (Browse past and upcoming webinars led by recognised industry experts), 'Rental' (Book, track and manage your rental orders online), and 'Service' (Submit a service enquiry or manage upcoming service appointments). A 'Contact an Arjo Expert' and 'Contact MyArjo support team' button is also visible.

The screenshot shows the 'The Arjo Guide for Architects and Planners' page. The top navigation bar includes 'Arjo.com', 'MyArjo', 'Architect Portal', 'International', 'Test Architect', and 'Log out'. The main navigation menu lists 'Space Requirements', 'Insights', and 'Downloads'. The page features a large hero image of a hand holding a ruler over architectural drawings. Below the hero image are three columns of content: 'Space Requirements' (Browse plan drawings for the various functional spaces...), 'Insights' (Learn more about our insights from 60 years of contact with care staff, architects and planners...), and 'Downloads' (Find and download drawings of products, functional spaces and room examples...).

MyArjo support section

Your training repository and access to support requests



MyArjo support section contain.

- Introduction
- User manuals
- MyArjo technical support

How do you request support?

Please submit your request

Arjo.com MyArjo Architect Portal International Marcus Log out

arjo

Welcome to MyArjo
Your personalised portal providing you with quick and easy access to Arjo tools and services

Contact an Arjo Expert
Contact MyArjo support



United Kingdom

First Name *
Marcus

Last Name *
Johnson

Email *
marcus.johnson@gmail.com

Phone *

Country *
United Kingdom

Please describe your support enquiry *
Mark to my detailed request description

Privacy Policy *
 I have read & agreed to the terms and conditions of the Privacy Policy. I agree to receive email information in response to my current enquiry.

Arjo Communication
 I agree to receive ongoing information from Arjo through email. You may unsubscribe from these communications at any time.

Submit

anjo

EMPOWERING MOVEMENT