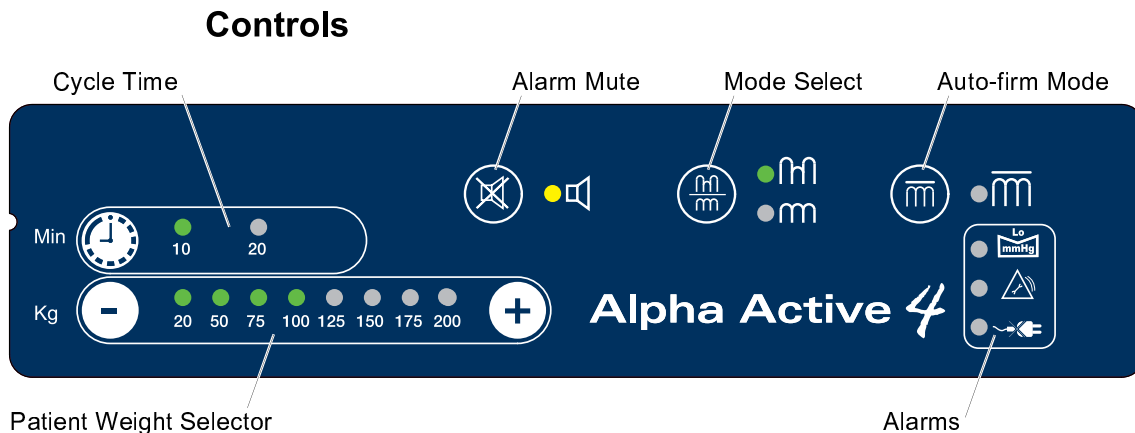


## 4. Controls, Alarms and Indicators



**On/Off Button** Pressing the **On/Off** button will activate the pump. The switch will illuminate when the pump is on.

**Alarm Mute** During an alarm condition the sound of the alarm can be muted by pressing this button. The yellow indicator will then remain on but the alarm will be muted.



**Mode Select** The mode selector allows the mode of operation to be selected.




Two modes of operation are available, Alternating or Static (non-alternating). The indicator next to the respective icon indicates the currently selected mode.

**Auto-firm Mode** Selects the **Auto-firm**, non-alternating mode. The orange indicator will illuminate when the pump is in this mode.



**Auto-firm** lasts 30 minutes, after which the pump will default back to the previous setting.

**Patient Weight Selector**



Two buttons (+ and -) are used to select the patient weight. This sets the pressure inside the mattress replacement and therefore the amount of support the patient receives.

The pressure setting is indicated by the green indicator above the selected setting.

**Cycle Time**



A single button allows the cycle time to be selected for patient and/or clinician preference.

The cycle time setting is indicated by the green indicator above the selected setting.


## Alarms and Indicators

### **Low Pressure Indicator**



The red **Low Pressure** indicator is illuminated whenever the pump detects low pressure within the mattress replacement. An audible alarm will sound unless cancelled by the **mute** button.

The indicator will extinguish once normal pressure is reached.

 See “Troubleshooting” on page 15 for possible causes of Low Pressure.

### **Service Indicator/Pump Fault**



The yellow **Service/pump fault** indicator will illuminate and remain on if the pump has detected an internal fault. A Service Engineer should be called.

### **Power Fail Indicator**



The red **Power Fail** indicator will illuminate when a mains power failure has been detected. An audible alarm will sound until power is resumed or the pump is switched off using the on/off button.