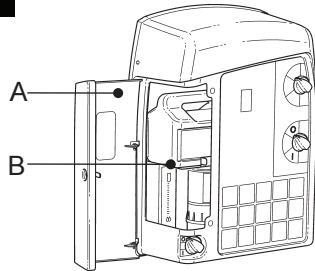


MultiClean

Set disinfection concentration




1



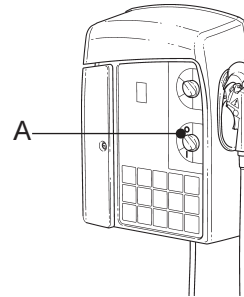
Unlock and open the door (A). Verify that there is a bottle of cleaner or disinfectant on the shelf inside (B).

2



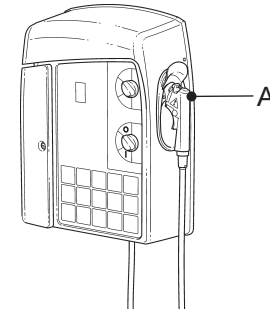
Open the water supply (A).

3




Switch the unit on (A).

4



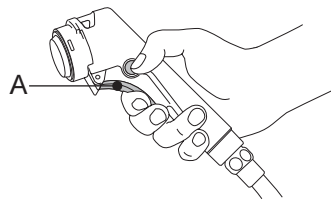
Remove the spray handle from the holder. Direct it away from you.

5




Turn the function selection control to disinfect (A). Yellow = disinfect.

6



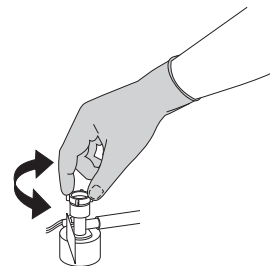
Press the trigger on the spray handle (A).

7



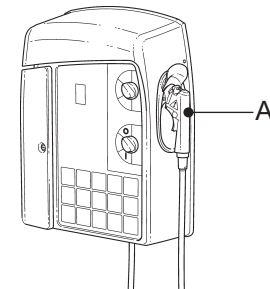
Check the liquid value on the flowmeter setting. Make sure the mix is correct when starting disinfection. (See the IFU for the MultiClean.)

8



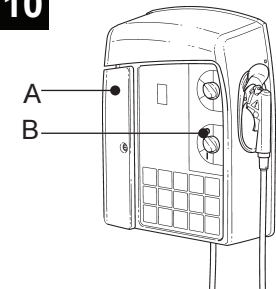
To adjust the mix: Use adjustment screw on the bottle connector - screw clockwise to decrease, anticlockwise to increase.

9



Put the spray handle back in its holder (A).

10



Close and lock the door (A). Switch the unit off (B).

Clean and disinfect – bath systems and showering products



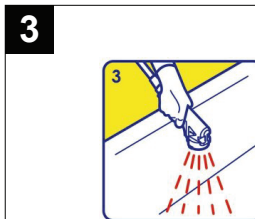

Risk of injury
Do NOT use as
patient shower.



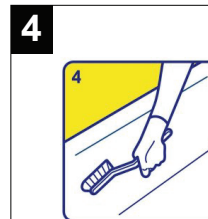
1
Activate the disinfection setting. Take the spray handle and direct it towards the product. Switch the unit on.
If cleaning a bathtub: Close the drain.




2
If cleaning a bathtub with air spa: Place the disinfection spray handle into the injection port. Press and hold the trigger. Disinfectant must flow from all air-jets/nozzles for at least 30 seconds.



3
Spray disinfectant on all internal bathtub surfaces, on all surfaces of showering product, and on all surfaces of all accessories.



4
Scrub all disinfected surfaces thoroughly.



5
Allow appropriate contact time according to the instructions of the disinfectant. Wipe all other areas and accessories with a cloth soaked in disinfectant solution.



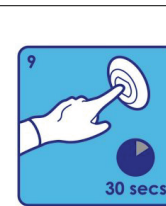
6
Activate the rinse setting.
If cleaning a bathtub: Open the drain. Drain the bath of residual disinfectant solution.



7
If cleaning a bathtub with air spa: Place the spray handle into the injection port. Press and hold the trigger. Water must flow from all air-jets/nozzles.



8
Rinse all parts clean. Make sure all disinfectant is removed from the bath system or showering product.



9
If cleaning a bathtub with air spa: Activate and run the air spa for 30 seconds until any remaining water is removed from the system.



10
After the last disinfection of the day, dry the bathing or showering product and the accessories. Switch the MultiClean unit off. Close the water supply.